



Dear Parent or Guardian:

Your child has access to award-winning digital resources through Kids A-Z, Learning A-Z's website created for students. After your child logs in, each website your child's teacher has subscribed to is shown. Your child can work on assignments or select other resources for reading and writing practice.

Website Resources for Your Student


	Thousands of leveled books and resources in printable and digital formats (In English and Spanish)*
	Science eBooks, videos, and other eResources to explore (In English and Spanish)*


* Access resources on mobile devices by downloading the Kids A-Z app from the app store. Data rates may apply.

Kids A-Z Login Instructions

Step 1: Go to www.kidsa-z.com

Step 2: Enter or choose the teacher's username, MissJones121

Step 3: Your child finds his or her username on the class chart,  Alazar

Step 4: Your child enters his or her password, 

How to Register for and Receive Progress Reports

If you would like to receive activity and progress reports for your child and send him or her messages, you can register for parent access from your child's teacher. Once the teacher approves access, you can view reports and send your child messages by clicking on the parent link at the top of the screen at www.kidsa-z.com. Here are the three options for requesting access:

- After your child logs in, click on the green parent button at the top right of the screen and enter your email address.
- Send your email address(es) to your child's teacher at meredith.anne.jones@gmail.com
- Clip and fill out the form below and return it to your child's teacher.

TEACHER NAME: MissJones121

STUDENT NAME: Alazar

PARENT E-MAIL ADDRESS(ES): _____

SIGNATURE: _____ DATE: _____





Ally

Dear Parent or Guardian:

Your child has access to award-winning digital resources through Kids A-Z, Learning A-Z's website created for students. After your child logs in, each website your child's teacher has subscribed to is shown. Your child can work on assignments or select other resources for reading and writing practice.

Website Resources for Your Student


	Thousands of leveled books and resources in printable and digital formats (In English and Spanish)*
	Science eBooks, videos, and other eResources to explore (In English and Spanish)*


* Access resources on mobile devices by downloading the Kids A-Z app from the app store. Data rates may apply.

Kids A-Z Login Instructions

Step 1: Go to www.kidsa-z.com

Step 2: Enter or choose the teacher's username, MissJones121

Step 3: Your child finds his or her username on the class chart,  Ally

Step 4: Your child enters his or her password, 

How to Register for and Receive Progress Reports

If you would like to receive activity and progress reports for your child and send him or her messages, you can register for parent access from your child's teacher. Once the teacher approves access, you can view reports and send your child messages by clicking on the parent link at the top of the screen at www.kidsa-z.com. Here are the three options for requesting access:

- After your child logs in, click on the green parent button at the top right of the screen and enter your email address.
- Send your email address(es) to your child's teacher at meredith.anne.jones@gmail.com
- Clip and fill out the form below and return it to your child's teacher.

TEACHER NAME: MissJones121

STUDENT NAME: Ally

PARENT E-MAIL ADDRESS(ES): _____



SIGNATURE: _____ DATE: _____



Dear Parent or Guardian:

Your child has access to award-winning digital resources through Kids A-Z, Learning A-Z's website created for students. After your child logs in, each website your child's teacher has subscribed to is shown. Your child can work on assignments or select other resources for reading and writing practice.

Website Resources for Your Student


	Thousands of leveled books and resources in printable and digital formats (In English and Spanish)*
	Science eBooks, videos, and other eResources to explore (In English and Spanish)*


* Access resources on mobile devices by downloading the Kids A-Z app from the app store. Data rates may apply.

Kids A-Z Login Instructions

Step 1: Go to www.kidsa-z.com

Step 2: Enter or choose the teacher's username, MissJones121

Step 3: Your child finds his or her username on the class chart,  Amarachi

Step 4: Your child enters his or her password, 

How to Register for and Receive Progress Reports

If you would like to receive activity and progress reports for your child and send him or her messages, you can register for parent access from your child's teacher. Once the teacher approves access, you can view reports and send your child messages by clicking on the parent link at the top of the screen at www.kidsa-z.com. Here are the three options for requesting access:

- After your child logs in, click on the green parent button at the top right of the screen and enter your email address.
- Send your email address(es) to your child's teacher at meredith.anne.jones@gmail.com
- Clip and fill out the form below and return it to your child's teacher.

TEACHER NAME: MissJones121

STUDENT NAME: Amarachi

PARENT E-MAIL ADDRESS(ES): _____



SIGNATURE: _____ DATE: _____



Dear Parent or Guardian:

Your child has access to award-winning digital resources through Kids A-Z, Learning A-Z's website created for students. After your child logs in, each website your child's teacher has subscribed to is shown. Your child can work on assignments or select other resources for reading and writing practice.

Website Resources for Your Student


	Thousands of leveled books and resources in printable and digital formats (In English and Spanish)*
	Science eBooks, videos, and other eResources to explore (In English and Spanish)*


* Access resources on mobile devices by downloading the Kids A-Z app from the app store. Data rates may apply.

Kids A-Z Login Instructions

Step 1: Go to www.kidsa-z.com

Step 2: Enter or choose the teacher's username, MissJones121

Step 3: Your child finds his or her username on the class chart,  Atlas

Step 4: Your child enters his or her password, 

How to Register for and Receive Progress Reports

If you would like to receive activity and progress reports for your child and send him or her messages, you can register for parent access from your child's teacher. Once the teacher approves access, you can view reports and send your child messages by clicking on the parent link at the top of the screen at www.kidsa-z.com. Here are the three options for requesting access:

- After your child logs in, click on the green parent button at the top right of the screen and enter your email address.
- Send your email address(es) to your child's teacher at meredith.anne.jones@gmail.com
- Clip and fill out the form below and return it to your child's teacher.

TEACHER NAME: MissJones121

STUDENT NAME: Atlas

PARENT E-MAIL ADDRESS(ES): _____



SIGNATURE: _____ DATE: _____



Dear Parent or Guardian:

Your child has access to award-winning digital resources through Kids A-Z, Learning A-Z's website created for students. After your child logs in, each website your child's teacher has subscribed to is shown. Your child can work on assignments or select other resources for reading and writing practice.

Website Resources for Your Student


	Thousands of leveled books and resources in printable and digital formats (In English and Spanish)*
	Science eBooks, videos, and other eResources to explore (In English and Spanish)*


* Access resources on mobile devices by downloading the Kids A-Z app from the app store. Data rates may apply.

Kids A-Z Login Instructions

Step 1: Go to www.kidsa-z.com

Step 2: Enter or choose the teacher's username, MissJones121

Step 3: Your child finds his or her username on the class chart,  Avi

Step 4: Your child enters his or her password, 

How to Register for and Receive Progress Reports

If you would like to receive activity and progress reports for your child and send him or her messages, you can register for parent access from your child's teacher. Once the teacher approves access, you can view reports and send your child messages by clicking on the parent link at the top of the screen at www.kidsa-z.com. Here are the three options for requesting access:

- After your child logs in, click on the green parent button at the top right of the screen and enter your email address.
- Send your email address(es) to your child's teacher at meredith.anne.jones@gmail.com
- Clip and fill out the form below and return it to your child's teacher.

TEACHER NAME: MissJones121

STUDENT NAME: Avi

PARENT E-MAIL ADDRESS(ES): _____



SIGNATURE: _____ DATE: _____



Dear Parent or Guardian:

Your child has access to award-winning digital resources through Kids A-Z, Learning A-Z's website created for students. After your child logs in, each website your child's teacher has subscribed to is shown. Your child can work on assignments or select other resources for reading and writing practice.

Website Resources for Your Student


	Thousands of leveled books and resources in printable and digital formats (In English and Spanish)*
	Science eBooks, videos, and other eResources to explore (In English and Spanish)*


* Access resources on mobile devices by downloading the Kids A-Z app from the app store. Data rates may apply.

Kids A-Z Login Instructions

Step 1: Go to www.kidsa-z.com

Step 2: Enter or choose the teacher's username, MissJones121

Step 3: Your child finds his or her username on the class chart,  Carter

Step 4: Your child enters his or her password, 

How to Register for and Receive Progress Reports

If you would like to receive activity and progress reports for your child and send him or her messages, you can register for parent access from your child's teacher. Once the teacher approves access, you can view reports and send your child messages by clicking on the parent link at the top of the screen at www.kidsa-z.com. Here are the three options for requesting access:

- After your child logs in, click on the green parent button at the top right of the screen and enter your email address.
- Send your email address(es) to your child's teacher at meredith.anne.jones@gmail.com
- Clip and fill out the form below and return it to your child's teacher.

TEACHER NAME: MissJones121

STUDENT NAME: Carter

PARENT E-MAIL ADDRESS(ES): _____

SIGNATURE: _____ DATE: _____



Dear Parent or Guardian:

Your child has access to award-winning digital resources through Kids A-Z, Learning A-Z's website created for students. After your child logs in, each website your child's teacher has subscribed to is shown. Your child can work on assignments or select other resources for reading and writing practice.

Website Resources for Your Student

	Thousands of leveled books and resources in printable and digital formats (In English and Spanish)*
	Science eBooks, videos, and other eResources to explore (In English and Spanish)*

* Access resources on mobile devices by downloading the Kids A-Z app from the app store. Data rates may apply.

Kids A-Z Login Instructions

Step 1: Go to www.kidsa-z.com

Step 2: Enter or choose the teacher's username, MissJones121

Step 3: Your child finds his or her username on the class chart, Damien

Step 4: Your child enters his or her password,

How to Register for and Receive Progress Reports

If you would like to receive activity and progress reports for your child and send him or her messages, you can register for parent access from your child's teacher. Once the teacher approves access, you can view reports and send your child messages by clicking on the parent link at the top of the screen at www.kidsa-z.com. Here are the three options for requesting access:

- After your child logs in, click on the green parent button at the top right of the screen and enter your email address.
- Send your email address(es) to your child's teacher at meredith.anne.jones@gmail.com
- Clip and fill out the form below and return it to your child's teacher.

TEACHER NAME: MissJones121

STUDENT NAME: Damien

PARENT E-MAIL ADDRESS(ES): _____



SIGNATURE: _____ DATE: _____



Dear Parent or Guardian:

Your child has access to award-winning digital resources through Kids A-Z, Learning A-Z's website created for students. After your child logs in, each website your child's teacher has subscribed to is shown. Your child can work on assignments or select other resources for reading and writing practice.

Website Resources for Your Student


	Thousands of leveled books and resources in printable and digital formats (In English and Spanish)*
	Science eBooks, videos, and other eResources to explore (In English and Spanish)*


* Access resources on mobile devices by downloading the Kids A-Z app from the app store. Data rates may apply.

Kids A-Z Login Instructions

Step 1: Go to www.kidsa-z.com

Step 2: Enter or choose the teacher's username, MissJones121

Step 3: Your child finds his or her username on the class chart,  David

Step 4: Your child enters his or her password, 

How to Register for and Receive Progress Reports

If you would like to receive activity and progress reports for your child and send him or her messages, you can register for parent access from your child's teacher. Once the teacher approves access, you can view reports and send your child messages by clicking on the parent link at the top of the screen at www.kidsa-z.com. Here are the three options for requesting access:

- After your child logs in, click on the green parent button at the top right of the screen and enter your email address.
- Send your email address(es) to your child's teacher at meredith.anne.jones@gmail.com
- Clip and fill out the form below and return it to your child's teacher.

TEACHER NAME: MissJones121

STUDENT NAME: David

PARENT E-MAIL ADDRESS(ES): _____



SIGNATURE: _____ DATE: _____



Dear Parent or Guardian:

Your child has access to award-winning digital resources through Kids A-Z, Learning A-Z's website created for students. After your child logs in, each website your child's teacher has subscribed to is shown. Your child can work on assignments or select other resources for reading and writing practice.

Website Resources for Your Student


	Thousands of leveled books and resources in printable and digital formats (In English and Spanish)*
	Science eBooks, videos, and other eResources to explore (In English and Spanish)*


* Access resources on mobile devices by downloading the Kids A-Z app from the app store. Data rates may apply.

Kids A-Z Login Instructions

Step 1: Go to www.kidsa-z.com

Step 2: Enter or choose the teacher's username, MissJones121

Step 3: Your child finds his or her username on the class chart,  Dax

Step 4: Your child enters his or her password, 

How to Register for and Receive Progress Reports

If you would like to receive activity and progress reports for your child and send him or her messages, you can register for parent access from your child's teacher. Once the teacher approves access, you can view reports and send your child messages by clicking on the parent link at the top of the screen at www.kidsa-z.com. Here are the three options for requesting access:

- After your child logs in, click on the green parent button at the top right of the screen and enter your email address.
- Send your email address(es) to your child's teacher at meredith.anne.jones@gmail.com
- Clip and fill out the form below and return it to your child's teacher.

TEACHER NAME: MissJones121

STUDENT NAME: Dax

PARENT E-MAIL ADDRESS(ES): _____



SIGNATURE: _____ DATE: _____



Dear Parent or Guardian:

Your child has access to award-winning digital resources through Kids A-Z, Learning A-Z's website created for students. After your child logs in, each website your child's teacher has subscribed to is shown. Your child can work on assignments or select other resources for reading and writing practice.

Website Resources for Your Student


	Thousands of leveled books and resources in printable and digital formats (In English and Spanish)*
	Science eBooks, videos, and other eResources to explore (In English and Spanish)*


* Access resources on mobile devices by downloading the Kids A-Z app from the app store. Data rates may apply.

Kids A-Z Login Instructions

Step 1: Go to www.kidsa-z.com

Step 2: Enter or choose the teacher's username, MissJones121

Step 3: Your child finds his or her username on the class chart,  Dominic

Step 4: Your child enters his or her password, 

How to Register for and Receive Progress Reports

If you would like to receive activity and progress reports for your child and send him or her messages, you can register for parent access from your child's teacher. Once the teacher approves access, you can view reports and send your child messages by clicking on the parent link at the top of the screen at www.kidsa-z.com. Here are the three options for requesting access:

- After your child logs in, click on the green parent button at the top right of the screen and enter your email address.
- Send your email address(es) to your child's teacher at meredith.anne.jones@gmail.com
- Clip and fill out the form below and return it to your child's teacher.

TEACHER NAME: MissJones121

STUDENT NAME: Dominic

PARENT E-MAIL ADDRESS(ES): _____



SIGNATURE: _____ DATE: _____



Dear Parent or Guardian:

Your child has access to award-winning digital resources through Kids A-Z, Learning A-Z's website created for students. After your child logs in, each website your child's teacher has subscribed to is shown. Your child can work on assignments or select other resources for reading and writing practice.

Website Resources for Your Student


	Thousands of leveled books and resources in printable and digital formats (In English and Spanish)*
	Science eBooks, videos, and other eResources to explore (In English and Spanish)*


* Access resources on mobile devices by downloading the Kids A-Z app from the app store. Data rates may apply.

Kids A-Z Login Instructions

Step 1: Go to www.kidsa-z.com

Step 2: Enter or choose the teacher's username, MissJones121

Step 3: Your child finds his or her username on the class chart,  Godswill

Step 4: Your child enters his or her password, 

How to Register for and Receive Progress Reports

If you would like to receive activity and progress reports for your child and send him or her messages, you can register for parent access from your child's teacher. Once the teacher approves access, you can view reports and send your child messages by clicking on the parent link at the top of the screen at www.kidsa-z.com. Here are the three options for requesting access:

- After your child logs in, click on the green parent button at the top right of the screen and enter your email address.
- Send your email address(es) to your child's teacher at meredith.anne.jones@gmail.com
- Clip and fill out the form below and return it to your child's teacher.

TEACHER NAME: MissJones121

STUDENT NAME: Godswill

PARENT E-MAIL ADDRESS(ES): _____



SIGNATURE: _____ DATE: _____



Dear Parent or Guardian:

Your child has access to award-winning digital resources through Kids A-Z, Learning A-Z's website created for students. After your child logs in, each website your child's teacher has subscribed to is shown. Your child can work on assignments or select other resources for reading and writing practice.

Website Resources for Your Student


	Thousands of leveled books and resources in printable and digital formats (In English and Spanish)*
	Science eBooks, videos, and other eResources to explore (In English and Spanish)*


* Access resources on mobile devices by downloading the Kids A-Z app from the app store. Data rates may apply.

Kids A-Z Login Instructions

Step 1: Go to www.kidsa-z.com

Step 2: Enter or choose the teacher's username, MissJones121

Step 3: Your child finds his or her username on the class chart,  Hudson

Step 4: Your child enters his or her password, 

How to Register for and Receive Progress Reports

If you would like to receive activity and progress reports for your child and send him or her messages, you can register for parent access from your child's teacher. Once the teacher approves access, you can view reports and send your child messages by clicking on the parent link at the top of the screen at www.kidsa-z.com. Here are the three options for requesting access:

- After your child logs in, click on the green parent button at the top right of the screen and enter your email address.
- Send your email address(es) to your child's teacher at meredith.anne.jones@gmail.com
- Clip and fill out the form below and return it to your child's teacher.

TEACHER NAME: MissJones121

STUDENT NAME: Hudson

PARENT E-MAIL ADDRESS(ES): _____

SIGNATURE: _____ DATE: _____





Ian

Dear Parent or Guardian:

Your child has access to award-winning digital resources through Kids A-Z, Learning A-Z's website created for students. After your child logs in, each website your child's teacher has subscribed to is shown. Your child can work on assignments or select other resources for reading and writing practice.

Website Resources for Your Student


	Thousands of leveled books and resources in printable and digital formats (In English and Spanish)*
	Science eBooks, videos, and other eResources to explore (In English and Spanish)*


* Access resources on mobile devices by downloading the Kids A-Z app from the app store. Data rates may apply.

Kids A-Z Login Instructions

Step 1: Go to www.kidsa-z.com

Step 2: Enter or choose the teacher's username, MissJones121

Step 3: Your child finds his or her username on the class chart,  Ian

Step 4: Your child enters his or her password, 

How to Register for and Receive Progress Reports

If you would like to receive activity and progress reports for your child and send him or her messages, you can register for parent access from your child's teacher. Once the teacher approves access, you can view reports and send your child messages by clicking on the parent link at the top of the screen at www.kidsa-z.com. Here are the three options for requesting access:

- After your child logs in, click on the green parent button at the top right of the screen and enter your email address.
- Send your email address(es) to your child's teacher at meredith.anne.jones@gmail.com
- Clip and fill out the form below and return it to your child's teacher.

TEACHER NAME: MissJones121

STUDENT NAME: Ian

PARENT E-MAIL ADDRESS(ES): _____

SIGNATURE: _____ DATE: _____





Jane

Dear Parent or Guardian:

Your child has access to award-winning digital resources through Kids A-Z, Learning A-Z's website created for students. After your child logs in, each website your child's teacher has subscribed to is shown. Your child can work on assignments or select other resources for reading and writing practice.

Website Resources for Your Student


	Thousands of leveled books and resources in printable and digital formats (In English and Spanish)*
	Science eBooks, videos, and other eResources to explore (In English and Spanish)*


* Access resources on mobile devices by downloading the Kids A-Z app from the app store. Data rates may apply.

Kids A-Z Login Instructions

Step 1: Go to www.kidsa-z.com

Step 2: Enter or choose the teacher's username, MissJones121

Step 3: Your child finds his or her username on the class chart,  Jane

Step 4: Your child enters his or her password, 

How to Register for and Receive Progress Reports

If you would like to receive activity and progress reports for your child and send him or her messages, you can register for parent access from your child's teacher. Once the teacher approves access, you can view reports and send your child messages by clicking on the parent link at the top of the screen at www.kidsa-z.com. Here are the three options for requesting access:

- After your child logs in, click on the green parent button at the top right of the screen and enter your email address.
- Send your email address(es) to your child's teacher at meredith.anne.jones@gmail.com
- Clip and fill out the form below and return it to your child's teacher.

TEACHER NAME: MissJones121

STUDENT NAME: Jane

PARENT E-MAIL ADDRESS(ES): _____



SIGNATURE: _____ DATE: _____



Dear Parent or Guardian:

Your child has access to award-winning digital resources through Kids A-Z, Learning A-Z's website created for students. After your child logs in, each website your child's teacher has subscribed to is shown. Your child can work on assignments or select other resources for reading and writing practice.

Website Resources for Your Student


	Thousands of leveled books and resources in printable and digital formats (In English and Spanish)*
	Science eBooks, videos, and other eResources to explore (In English and Spanish)*


* Access resources on mobile devices by downloading the Kids A-Z app from the app store. Data rates may apply.

Kids A-Z Login Instructions

Step 1: Go to www.kidsa-z.com

Step 2: Enter or choose the teacher's username, MissJones121

Step 3: Your child finds his or her username on the class chart,  Joshua

Step 4: Your child enters his or her password, 

How to Register for and Receive Progress Reports

If you would like to receive activity and progress reports for your child and send him or her messages, you can register for parent access from your child's teacher. Once the teacher approves access, you can view reports and send your child messages by clicking on the parent link at the top of the screen at www.kidsa-z.com. Here are the three options for requesting access:

- After your child logs in, click on the green parent button at the top right of the screen and enter your email address.
- Send your email address(es) to your child's teacher at meredith.anne.jones@gmail.com
- Clip and fill out the form below and return it to your child's teacher.

TEACHER NAME: MissJones121

STUDENT NAME: Joshua

PARENT E-MAIL ADDRESS(ES): _____



SIGNATURE: _____ DATE: _____



Dear Parent or Guardian:

Your child has access to award-winning digital resources through Kids A-Z, Learning A-Z's website created for students. After your child logs in, each website your child's teacher has subscribed to is shown. Your child can work on assignments or select other resources for reading and writing practice.

Website Resources for Your Student


	Thousands of leveled books and resources in printable and digital formats (In English and Spanish)*
	Science eBooks, videos, and other eResources to explore (In English and Spanish)*


* Access resources on mobile devices by downloading the Kids A-Z app from the app store. Data rates may apply.

Kids A-Z Login Instructions

Step 1: Go to www.kidsa-z.com

Step 2: Enter or choose the teacher's username, MissJones121

Step 3: Your child finds his or her username on the class chart,  Jude

Step 4: Your child enters his or her password, 

How to Register for and Receive Progress Reports

If you would like to receive activity and progress reports for your child and send him or her messages, you can register for parent access from your child's teacher. Once the teacher approves access, you can view reports and send your child messages by clicking on the parent link at the top of the screen at www.kidsa-z.com. Here are the three options for requesting access:

- After your child logs in, click on the green parent button at the top right of the screen and enter your email address.
- Send your email address(es) to your child's teacher at meredith.anne.jones@gmail.com
- Clip and fill out the form below and return it to your child's teacher.

TEACHER NAME: MissJones121

STUDENT NAME: Jude

PARENT E-MAIL ADDRESS(ES): _____



SIGNATURE: _____ DATE: _____



Dear Parent or Guardian:

Your child has access to award-winning digital resources through Kids A-Z, Learning A-Z's website created for students. After your child logs in, each website your child's teacher has subscribed to is shown. Your child can work on assignments or select other resources for reading and writing practice.

Website Resources for Your Student


	Thousands of leveled books and resources in printable and digital formats (In English and Spanish)*
	Science eBooks, videos, and other eResources to explore (In English and Spanish)*


* Access resources on mobile devices by downloading the Kids A-Z app from the app store. Data rates may apply.

Kids A-Z Login Instructions

Step 1: Go to www.kidsa-z.com

Step 2: Enter or choose the teacher's username, MissJones121

Step 3: Your child finds his or her username on the class chart,  Kristy

Step 4: Your child enters his or her password, 

How to Register for and Receive Progress Reports

If you would like to receive activity and progress reports for your child and send him or her messages, you can register for parent access from your child's teacher. Once the teacher approves access, you can view reports and send your child messages by clicking on the parent link at the top of the screen at www.kidsa-z.com. Here are the three options for requesting access:

- After your child logs in, click on the green parent button at the top right of the screen and enter your email address.
- Send your email address(es) to your child's teacher at meredith.anne.jones@gmail.com
- Clip and fill out the form below and return it to your child's teacher.

TEACHER NAME: MissJones121

STUDENT NAME: Kristy

PARENT E-MAIL ADDRESS(ES): _____



SIGNATURE: _____ DATE: _____



Dear Parent or Guardian:

Your child has access to award-winning digital resources through Kids A-Z, Learning A-Z's website created for students. After your child logs in, each website your child's teacher has subscribed to is shown. Your child can work on assignments or select other resources for reading and writing practice.

Website Resources for Your Student


	Thousands of leveled books and resources in printable and digital formats (In English and Spanish)*
	Science eBooks, videos, and other eResources to explore (In English and Spanish)*


* Access resources on mobile devices by downloading the Kids A-Z app from the app store. Data rates may apply.

Kids A-Z Login Instructions

Step 1: Go to www.kidsa-z.com

Step 2: Enter or choose the teacher's username, MissJones121

Step 3: Your child finds his or her username on the class chart,  Madhav

Step 4: Your child enters his or her password, 

How to Register for and Receive Progress Reports

If you would like to receive activity and progress reports for your child and send him or her messages, you can register for parent access from your child's teacher. Once the teacher approves access, you can view reports and send your child messages by clicking on the parent link at the top of the screen at www.kidsa-z.com. Here are the three options for requesting access:

- After your child logs in, click on the green parent button at the top right of the screen and enter your email address.
- Send your email address(es) to your child's teacher at meredith.anne.jones@gmail.com
- Clip and fill out the form below and return it to your child's teacher.

TEACHER NAME: MissJones121

STUDENT NAME: Madhav

PARENT E-MAIL ADDRESS(ES): _____



SIGNATURE: _____ DATE: _____



Dear Parent or Guardian:

Your child has access to award-winning digital resources through Kids A-Z, Learning A-Z's website created for students. After your child logs in, each website your child's teacher has subscribed to is shown. Your child can work on assignments or select other resources for reading and writing practice.

Website Resources for Your Student


	Thousands of leveled books and resources in printable and digital formats (In English and Spanish)*
	Science eBooks, videos, and other eResources to explore (In English and Spanish)*


* Access resources on mobile devices by downloading the Kids A-Z app from the app store. Data rates may apply.

Kids A-Z Login Instructions

Step 1: Go to www.kidsa-z.com

Step 2: Enter or choose the teacher's username, MissJones121

Step 3: Your child finds his or her username on the class chart,  Malcolm

Step 4: Your child enters his or her password, 

How to Register for and Receive Progress Reports

If you would like to receive activity and progress reports for your child and send him or her messages, you can register for parent access from your child's teacher. Once the teacher approves access, you can view reports and send your child messages by clicking on the parent link at the top of the screen at www.kidsa-z.com. Here are the three options for requesting access:

- After your child logs in, click on the green parent button at the top right of the screen and enter your email address.
- Send your email address(es) to your child's teacher at meredith.anne.jones@gmail.com
- Clip and fill out the form below and return it to your child's teacher.

TEACHER NAME: MissJones121

STUDENT NAME: Malcolm

PARENT E-MAIL ADDRESS(ES): _____

SIGNATURE: _____ DATE: _____



Dear Parent or Guardian:

Your child has access to award-winning digital resources through Kids A-Z, Learning A-Z's website created for students. After your child logs in, each website your child's teacher has subscribed to is shown. Your child can work on assignments or select other resources for reading and writing practice.

Website Resources for Your Student


	Thousands of leveled books and resources in printable and digital formats (In English and Spanish)*
	Science eBooks, videos, and other eResources to explore (In English and Spanish)*


* Access resources on mobile devices by downloading the Kids A-Z app from the app store. Data rates may apply.

Kids A-Z Login Instructions

Step 1: Go to www.kidsa-z.com

Step 2: Enter or choose the teacher's username, MissJones121

Step 3: Your child finds his or her username on the class chart,  Mariam

Step 4: Your child enters his or her password, 

How to Register for and Receive Progress Reports

If you would like to receive activity and progress reports for your child and send him or her messages, you can register for parent access from your child's teacher. Once the teacher approves access, you can view reports and send your child messages by clicking on the parent link at the top of the screen at www.kidsa-z.com. Here are the three options for requesting access:

- After your child logs in, click on the green parent button at the top right of the screen and enter your email address.
- Send your email address(es) to your child's teacher at meredith.anne.jones@gmail.com
- Clip and fill out the form below and return it to your child's teacher.

TEACHER NAME: MissJones121

STUDENT NAME: Mariam

PARENT E-MAIL ADDRESS(ES): _____



SIGNATURE: _____ DATE: _____



Dear Parent or Guardian:

Your child has access to award-winning digital resources through Kids A-Z, Learning A-Z's website created for students. After your child logs in, each website your child's teacher has subscribed to is shown. Your child can work on assignments or select other resources for reading and writing practice.

Website Resources for Your Student


	Thousands of leveled books and resources in printable and digital formats (In English and Spanish)*
	Science eBooks, videos, and other eResources to explore (In English and Spanish)*


* Access resources on mobile devices by downloading the Kids A-Z app from the app store. Data rates may apply.

Kids A-Z Login Instructions

Step 1: Go to www.kidsa-z.com

Step 2: Enter or choose the teacher's username, MissJones121

Step 3: Your child finds his or her username on the class chart,  Meklit

Step 4: Your child enters his or her password, 

How to Register for and Receive Progress Reports

If you would like to receive activity and progress reports for your child and send him or her messages, you can register for parent access from your child's teacher. Once the teacher approves access, you can view reports and send your child messages by clicking on the parent link at the top of the screen at www.kidsa-z.com. Here are the three options for requesting access:

- After your child logs in, click on the green parent button at the top right of the screen and enter your email address.
- Send your email address(es) to your child's teacher at meredith.anne.jones@gmail.com
- Clip and fill out the form below and return it to your child's teacher.

TEACHER NAME: MissJones121

STUDENT NAME: Meklit

PARENT E-MAIL ADDRESS(ES): _____



SIGNATURE: _____ DATE: _____



Dear Parent or Guardian:

Your child has access to award-winning digital resources through Kids A-Z, Learning A-Z's website created for students. After your child logs in, each website your child's teacher has subscribed to is shown. Your child can work on assignments or select other resources for reading and writing practice.

Website Resources for Your Student


	Thousands of leveled books and resources in printable and digital formats (In English and Spanish)*
	Science eBooks, videos, and other eResources to explore (In English and Spanish)*


* Access resources on mobile devices by downloading the Kids A-Z app from the app store. Data rates may apply.

Kids A-Z Login Instructions

Step 1: Go to www.kidsa-z.com

Step 2: Enter or choose the teacher's username, MissJones121

Step 3: Your child finds his or her username on the class chart,  Memphis

Step 4: Your child enters his or her password, 

How to Register for and Receive Progress Reports

If you would like to receive activity and progress reports for your child and send him or her messages, you can register for parent access from your child's teacher. Once the teacher approves access, you can view reports and send your child messages by clicking on the parent link at the top of the screen at www.kidsa-z.com. Here are the three options for requesting access:

- After your child logs in, click on the green parent button at the top right of the screen and enter your email address.
- Send your email address(es) to your child's teacher at meredith.anne.jones@gmail.com
- Clip and fill out the form below and return it to your child's teacher.

TEACHER NAME: MissJones121

STUDENT NAME: Memphis

PARENT E-MAIL ADDRESS(ES): _____



SIGNATURE: _____ DATE: _____



Dear Parent or Guardian:

Your child has access to award-winning digital resources through Kids A-Z, Learning A-Z's website created for students. After your child logs in, each website your child's teacher has subscribed to is shown. Your child can work on assignments or select other resources for reading and writing practice.

Website Resources for Your Student


	Thousands of leveled books and resources in printable and digital formats (In English and Spanish)*
	Science eBooks, videos, and other eResources to explore (In English and Spanish)*


* Access resources on mobile devices by downloading the Kids A-Z app from the app store. Data rates may apply.

Kids A-Z Login Instructions

Step 1: Go to www.kidsa-z.com

Step 2: Enter or choose the teacher's username, MissJones121

Step 3: Your child finds his or her username on the class chart,  Miles

Step 4: Your child enters his or her password, 

How to Register for and Receive Progress Reports

If you would like to receive activity and progress reports for your child and send him or her messages, you can register for parent access from your child's teacher. Once the teacher approves access, you can view reports and send your child messages by clicking on the parent link at the top of the screen at www.kidsa-z.com. Here are the three options for requesting access:

- After your child logs in, click on the green parent button at the top right of the screen and enter your email address.
- Send your email address(es) to your child's teacher at meredith.anne.jones@gmail.com
- Clip and fill out the form below and return it to your child's teacher.

TEACHER NAME: MissJones121

STUDENT NAME: Miles

PARENT E-MAIL ADDRESS(ES): _____



SIGNATURE: _____ DATE: _____



Dear Parent or Guardian:

Your child has access to award-winning digital resources through Kids A-Z, Learning A-Z's website created for students. After your child logs in, each website your child's teacher has subscribed to is shown. Your child can work on assignments or select other resources for reading and writing practice.

Website Resources for Your Student


	Thousands of leveled books and resources in printable and digital formats (In English and Spanish)*
	Science eBooks, videos, and other eResources to explore (In English and Spanish)*


* Access resources on mobile devices by downloading the Kids A-Z app from the app store. Data rates may apply.

Kids A-Z Login Instructions

Step 1: Go to www.kidsa-z.com

Step 2: Enter or choose the teacher's username, MissJones121

Step 3: Your child finds his or her username on the class chart,  Morgan

Step 4: Your child enters his or her password, 

How to Register for and Receive Progress Reports

If you would like to receive activity and progress reports for your child and send him or her messages, you can register for parent access from your child's teacher. Once the teacher approves access, you can view reports and send your child messages by clicking on the parent link at the top of the screen at www.kidsa-z.com. Here are the three options for requesting access:

- After your child logs in, click on the green parent button at the top right of the screen and enter your email address.
- Send your email address(es) to your child's teacher at meredith.anne.jones@gmail.com
- Clip and fill out the form below and return it to your child's teacher.

TEACHER NAME: MissJones121

STUDENT NAME: Morgan

PARENT E-MAIL ADDRESS(ES): _____



SIGNATURE: _____ DATE: _____



Dear Parent or Guardian:

Your child has access to award-winning digital resources through Kids A-Z, Learning A-Z's website created for students. After your child logs in, each website your child's teacher has subscribed to is shown. Your child can work on assignments or select other resources for reading and writing practice.

Website Resources for Your Student


	Thousands of leveled books and resources in printable and digital formats (In English and Spanish)*
	Science eBooks, videos, and other eResources to explore (In English and Spanish)*


* Access resources on mobile devices by downloading the Kids A-Z app from the app store. Data rates may apply.

Kids A-Z Login Instructions

Step 1: Go to www.kidsa-z.com

Step 2: Enter or choose the teacher's username, MissJones121

Step 3: Your child finds his or her username on the class chart,  Nasrah

Step 4: Your child enters his or her password, 

How to Register for and Receive Progress Reports

If you would like to receive activity and progress reports for your child and send him or her messages, you can register for parent access from your child's teacher. Once the teacher approves access, you can view reports and send your child messages by clicking on the parent link at the top of the screen at www.kidsa-z.com. Here are the three options for requesting access:

- After your child logs in, click on the green parent button at the top right of the screen and enter your email address.
- Send your email address(es) to your child's teacher at meredith.anne.jones@gmail.com
- Clip and fill out the form below and return it to your child's teacher.

TEACHER NAME: MissJones121

STUDENT NAME: Nasrah

PARENT E-MAIL ADDRESS(ES): _____



SIGNATURE: _____ DATE: _____



Dear Parent or Guardian:

Your child has access to award-winning digital resources through Kids A-Z, Learning A-Z's website created for students. After your child logs in, each website your child's teacher has subscribed to is shown. Your child can work on assignments or select other resources for reading and writing practice.

Website Resources for Your Student


	Thousands of leveled books and resources in printable and digital formats (In English and Spanish)*
	Science eBooks, videos, and other eResources to explore (In English and Spanish)*


* Access resources on mobile devices by downloading the Kids A-Z app from the app store. Data rates may apply.

Kids A-Z Login Instructions

Step 1: Go to www.kidsa-z.com

Step 2: Enter or choose the teacher's username, MissJones121

Step 3: Your child finds his or her username on the class chart,  Paisley

Step 4: Your child enters his or her password, 

How to Register for and Receive Progress Reports

If you would like to receive activity and progress reports for your child and send him or her messages, you can register for parent access from your child's teacher. Once the teacher approves access, you can view reports and send your child messages by clicking on the parent link at the top of the screen at www.kidsa-z.com. Here are the three options for requesting access:

- After your child logs in, click on the green parent button at the top right of the screen and enter your email address.
- Send your email address(es) to your child's teacher at meredith.anne.jones@gmail.com
- Clip and fill out the form below and return it to your child's teacher.

TEACHER NAME: MissJones121

STUDENT NAME: Paisley

PARENT E-MAIL ADDRESS(ES): _____



SIGNATURE: _____ DATE: _____



Dear Parent or Guardian:

Your child has access to award-winning digital resources through Kids A-Z, Learning A-Z's website created for students. After your child logs in, each website your child's teacher has subscribed to is shown. Your child can work on assignments or select other resources for reading and writing practice.

Website Resources for Your Student


	Thousands of leveled books and resources in printable and digital formats (In English and Spanish)*
	Science eBooks, videos, and other eResources to explore (In English and Spanish)*


* Access resources on mobile devices by downloading the Kids A-Z app from the app store. Data rates may apply.

Kids A-Z Login Instructions

Step 1: Go to www.kidsa-z.com

Step 2: Enter or choose the teacher's username, MissJones121

Step 3: Your child finds his or her username on the class chart,  Penny

Step 4: Your child enters his or her password, 

How to Register for and Receive Progress Reports

If you would like to receive activity and progress reports for your child and send him or her messages, you can register for parent access from your child's teacher. Once the teacher approves access, you can view reports and send your child messages by clicking on the parent link at the top of the screen at www.kidsa-z.com. Here are the three options for requesting access:

- After your child logs in, click on the green parent button at the top right of the screen and enter your email address.
- Send your email address(es) to your child's teacher at meredith.anne.jones@gmail.com
- Clip and fill out the form below and return it to your child's teacher.

TEACHER NAME: MissJones121

STUDENT NAME: Penny

PARENT E-MAIL ADDRESS(ES): _____

SIGNATURE: _____ DATE: _____



Dear Parent or Guardian:

Your child has access to award-winning digital resources through Kids A-Z, Learning A-Z's website created for students. After your child logs in, each website your child's teacher has subscribed to is shown. Your child can work on assignments or select other resources for reading and writing practice.

Website Resources for Your Student

	Thousands of leveled books and resources in printable and digital formats (In English and Spanish)*
	Science eBooks, videos, and other eResources to explore (In English and Spanish)*

* Access resources on mobile devices by downloading the Kids A-Z app from the app store. Data rates may apply.

Kids A-Z Login Instructions

Step 1: Go to www.kidsa-z.com

Step 2: Enter or choose the teacher's username, MissJones121

Step 3: Your child finds his or her username on the class chart, Quentin

Step 4: Your child enters his or her password,

How to Register for and Receive Progress Reports

If you would like to receive activity and progress reports for your child and send him or her messages, you can register for parent access from your child's teacher. Once the teacher approves access, you can view reports and send your child messages by clicking on the parent link at the top of the screen at www.kidsa-z.com. Here are the three options for requesting access:

- After your child logs in, click on the green parent button at the top right of the screen and enter your email address.
- Send your email address(es) to your child's teacher at meredith.anne.jones@gmail.com
- Clip and fill out the form below and return it to your child's teacher.

TEACHER NAME: MissJones121

STUDENT NAME: Quentin

PARENT E-MAIL ADDRESS(ES): _____



SIGNATURE: _____ DATE: _____



Dear Parent or Guardian:

Your child has access to award-winning digital resources through Kids A-Z, Learning A-Z's website created for students. After your child logs in, each website your child's teacher has subscribed to is shown. Your child can work on assignments or select other resources for reading and writing practice.

Website Resources for Your Student


	Thousands of leveled books and resources in printable and digital formats (In English and Spanish)*
	Science eBooks, videos, and other eResources to explore (In English and Spanish)*


* Access resources on mobile devices by downloading the Kids A-Z app from the app store. Data rates may apply.

Kids A-Z Login Instructions

Step 1: Go to www.kidsa-z.com

Step 2: Enter or choose the teacher's username, MissJones121

Step 3: Your child finds his or her username on the class chart,  Suri

Step 4: Your child enters his or her password, 

How to Register for and Receive Progress Reports

If you would like to receive activity and progress reports for your child and send him or her messages, you can register for parent access from your child's teacher. Once the teacher approves access, you can view reports and send your child messages by clicking on the parent link at the top of the screen at www.kidsa-z.com. Here are the three options for requesting access:

- After your child logs in, click on the green parent button at the top right of the screen and enter your email address.
- Send your email address(es) to your child's teacher at meredith.anne.jones@gmail.com
- Clip and fill out the form below and return it to your child's teacher.

TEACHER NAME: MissJones121

STUDENT NAME: Suri

PARENT E-MAIL ADDRESS(ES): _____



SIGNATURE: _____ DATE: _____



Dear Parent or Guardian:

Your child has access to award-winning digital resources through Kids A-Z, Learning A-Z's website created for students. After your child logs in, each website your child's teacher has subscribed to is shown. Your child can work on assignments or select other resources for reading and writing practice.

Website Resources for Your Student


	Thousands of leveled books and resources in printable and digital formats (In English and Spanish)*
	Science eBooks, videos, and other eResources to explore (In English and Spanish)*


* Access resources on mobile devices by downloading the Kids A-Z app from the app store. Data rates may apply.

Kids A-Z Login Instructions

Step 1: Go to www.kidsa-z.com

Step 2: Enter or choose the teacher's username, MissJones121

Step 3: Your child finds his or her username on the class chart,  Taelyn

Step 4: Your child enters his or her password, 

How to Register for and Receive Progress Reports

If you would like to receive activity and progress reports for your child and send him or her messages, you can register for parent access from your child's teacher. Once the teacher approves access, you can view reports and send your child messages by clicking on the parent link at the top of the screen at www.kidsa-z.com. Here are the three options for requesting access:

- After your child logs in, click on the green parent button at the top right of the screen and enter your email address.
- Send your email address(es) to your child's teacher at meredith.anne.jones@gmail.com
- Clip and fill out the form below and return it to your child's teacher.

TEACHER NAME: MissJones121

STUDENT NAME: Taelyn

PARENT E-MAIL ADDRESS(ES): _____

SIGNATURE: _____ DATE: _____



